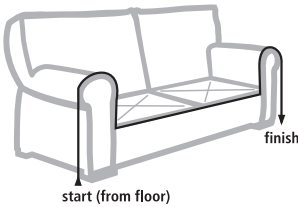


# CASUAL POTATO SKINS - HOW TO MEASURE

**\*\*To determine final costs, refer to price sheet after measuring your furniture**

Remove ALL LOOSE SEAT & BACK CUSHIONS before taking measurements. If you have back/side cushions that are attached but look like they come off, measure over top of them. 3 measurements of your furniture FRAME are required. Trace front of one arm or bring in an original armcap. ONE of EACH Size and Shape of cushions or cases is required for us to copy for the duration of the order process, (we do not need the entire cushion, just the case/cases).

**1**

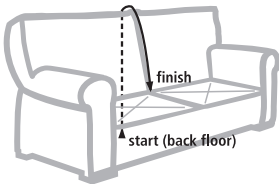


1. Measure Left to Right one complete measurement. This measurement determines what size cover you need/as well as the PRICE.

**MEASUREMENT #1:**

\_\_\_\_\_

**2**

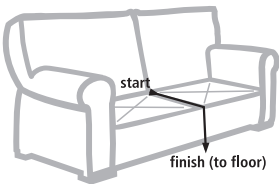


2. Measure from BACK Floor Up and Over Highest Point Down to Seat.

**MEASUREMENT #2:**

\_\_\_\_\_

**3**




3. Back of Seat to Front Floor.

**MEASUREMENT #3:**

\_\_\_\_\_

**4**



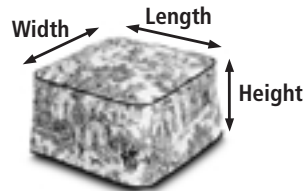
4. Make an ACTUAL LIFE-SIZE TRACING of the front of the arm or provide an original arm cap.

Our price includes arm caps that are approx. 10" high by 20" long. We can make them longer for an additional charge.

## Measuring Check List:

- 3 measurements
- Trace Front of one arm or bring in an original ARM CAP.
- Bring in **1** of each DIFFERENT cushion case.
- Do you want piping?

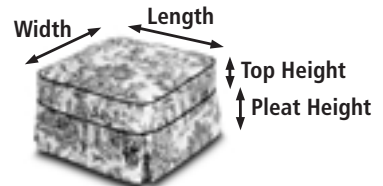
## MEASURING YOUR OTTOMAN



### CASUAL OTTOMAN COVER

Length: \_\_\_\_\_ Height: \_\_\_\_\_

Width: \_\_\_\_\_



### CUSTOM OTTOMAN COVER

Length: \_\_\_\_\_ Top Height: \_\_\_\_\_

Width: \_\_\_\_\_ Pleat Height: \_\_\_\_\_